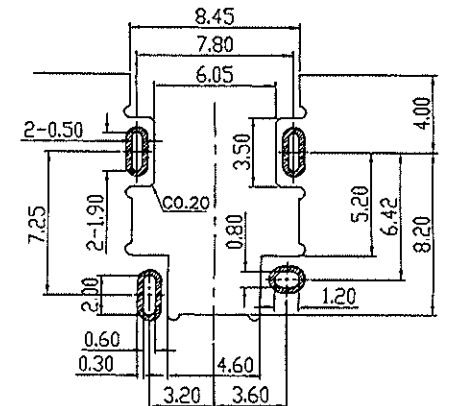
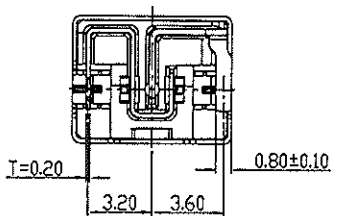
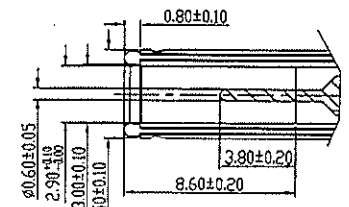
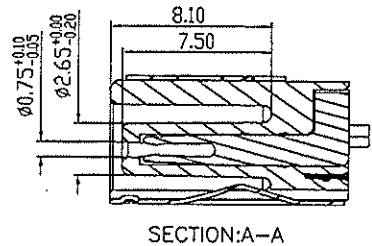
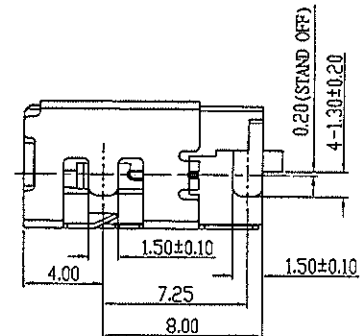
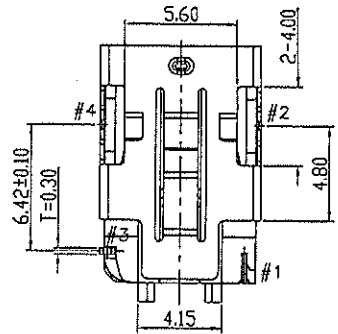
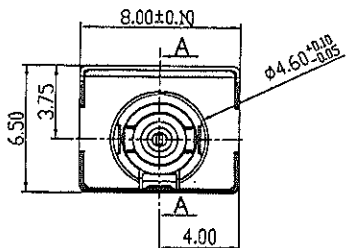
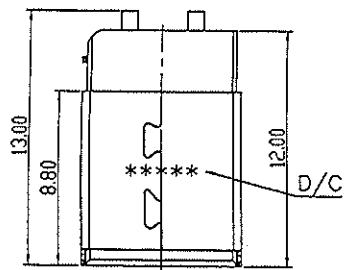
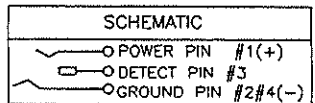


REV	DESCRIPTION	ECN/ECR	DATE	DRAWN BY
△	新訂圖面	—	07/16/2020	刘美艳



RECOMMENDED PCB LAYOUT
TOLERANCE: ±0.05mm



- SPECIFICATIONS:
- ELECTRICAL SPEC:
 - 1-1. RATED CURRENT: 8A
 - 1-2. RATED VOLTAGE: 20V
 - 1-3. INSULATION RESISTANCE: 100MΩ MIN. AFTER BY 500V DC FOR 1MINUTE
 - 1-4. DIELECTRIC WITHSTANDING VOLTAGE: 500V AC FOR 1MINUTE
 - 1-5. CONTACT RESISTANCE: 30mΩ MAX (INITIAL)
 - MECHANICAL SPEC:
 - 2-1. INSERTION FORCE: 3.0Kgf MAX
 - 2-2. WITHDRAWAL FORCE: 0.4~2.5kgf
 - WEIGHT: 1.0 GRAM
 - TEMPERATURE RISE CAN'T EXCEED 30°C MAX
 - LIFE TEST (INSERTION/WITHDRAWAL): 5000 CYCLES MIN
 - LOW HALOGEN SPEC:
 - 6.1 Br < 900 ppm
 - 6.2 Cl < 900 ppm
 - 6.3 Br+Cl < 1500 ppm

Build of material:

NO	DESCRIPTION	QTY	MATERIAL	FINISH (OR COLOR)
4	DC JACK 沉板式 (8.0*6.5)-DETECT PIN	1	PHOSPHOR BRONZE (C5210R) T=0.30±0.05mm	1/2" IN ON CONTACT AREA. WATTE ON 200° F IN ON SOLDER TAIL. ALL OVER IN 200° F.
3	DC JACK 沉板式 (8.0*6.5)-POWER PIN	1	PHOSPHOR BRONZE (C5210R) T=0.20±0.05mm	1/2" IN ON CONTACT AREA. WATTE ON 200° F IN ON SOLDER TAIL. ALL OVER IN 200° F.
2	DC JACK 沉板式 (8.0*6.5)-HOUSING	1	LCP (E1301)	BLACK
1	DC JACK 沉板式 (8.0*6.5)-SHELL	1	PHOSPHOR BRONZE (C5210R) T=0.25±0.05mm	1/2" IN ON CONTACT AREA. ALL OVER IN 200° F.

<p>東莞世華電子有限公司 SHYH HWA ELECTRONICS CO., LTD. (DONGGUAN) 地址: 東莞市塘廈鎮諸佛嶺178工業區 TEL: 0769-7910020-1 FAX: 0769-7910210</p>	DRAWN BY	刘美艳	ITEM	DC JACK 沉板式 8.0*6.5 (CH=-0.20)		ANGLE PROJECTION	UNIT	mm	
	CHECKED BY			PART NO	CD4651092006	TOLERANCE		SCALE	1:1
	APPROVED BY						.X±0.30 .XX±0.20	DATE	07/16/2020