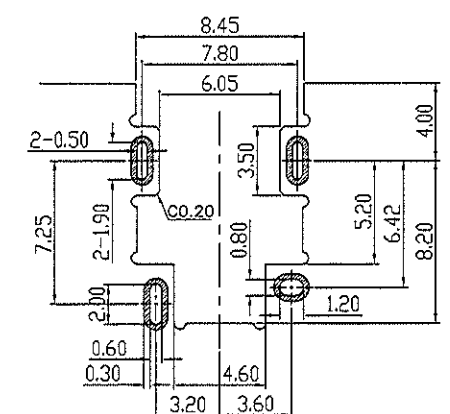
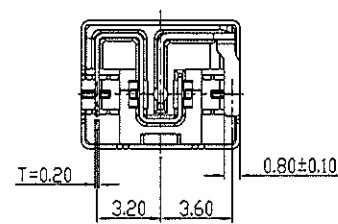
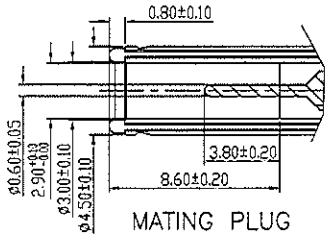
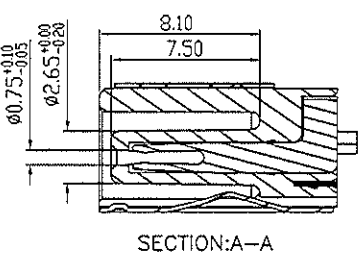
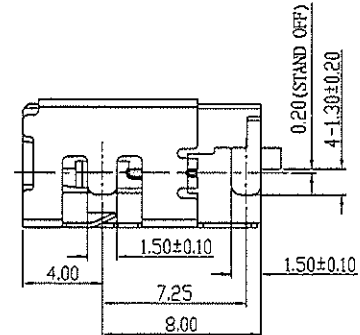
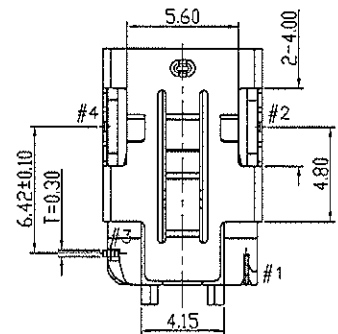
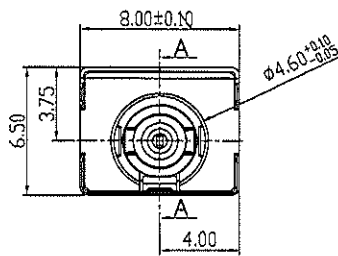
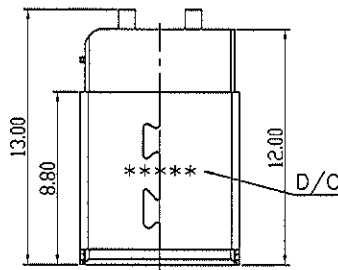


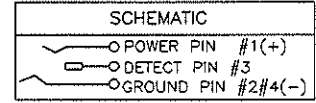
REV	DESCRIPTION	ECN/ECR	DATE	DRAWN BY
A0	新訂圖面	—	10/22/2020	陳俊武



RECOMMENDED PCB LAYOUT
TOLERANCE:±0.05mm

TABLE:

PART NO.	RATING	TERMINAL MATERIAL
MJDC-357146MIH7	20V/12A	GROUND PIN & POWER PIN: CT035 Au 5u" ON CONTACT AREA



SPECIFICATIONS:

- ELECTRICAL SPEC:
 - RATED CURRENT:12A
 - RATED VOLTAGE:20V
 - INSULATION RESISTANCE:100MΩ MIN.AFTER BY 500V DC FOR 1MINUTE
 - DIELECTRIC WITHSTANDING VOLTAGE:500V AC FOR 1MINUTE
 - CONTACT RESISTANCE:30mΩ MAX(INITIAL)
- MECHANICAL SPEC:
 - INSERTION FORCE:3.0Kgf MAX
 - WITHDRAWAL FORCE:0.4-2.5kgf
- WEIGHT:1.0 GRAM
- TEMPERATURE RISE CAN'T EXCEED 30°C MAX
- LIFE TEST(INSERTION/WITHDRAWAL):5000 CYCLES MIN
- LOW HALOGEN SPEC:
 - Br < 900 ppm
 - Cl < 900 ppm
 - Br+Cl < 1500 ppm

Build of material:

NO	DESCRIPTION	QTY	MATERIAL	FINISH(OR COLOR)
4	DC JACK 沉板式(8.0*6.5)-DETECT PIN	1	PHOSPHOR BRONZE(C5210R) T=0.30±0.05mm	Su/Au ON CONTACT AREA, SILTIE ON RES* MIN ON SOLDER TAIL, ALL OVER Ni 20u" MIN.
3	DC JACK 沉板式(8.0*6.5)-POWER PIN	1	PHOSPHOR BRONZE CT035 T=0.20±0.05mm	Su/Au ON CONTACT AREA, SILTIE ON RES* MIN ON SOLDER TAIL, ALL OVER Ni 20u" MIN.
2	DC JACK 沉板式(8.0*6.5)-HOUSING	1	LCP (E1301)	BLACK
1	DC JACK 沉板式(8.0*6.5)-SHELL	1	PHOSPHOR BRONZE CT035 T=0.25±0.05mm	Su/Au ON CONTACT AREA, ALL OVER Ni 20u" MIN.

東莞世華電子有限公司
SHYH HWA ELECTRONICS CO.,LTD.(DONGGUAN)
地址:東莞市塘廈鎮諸佛嶺178工業區
TEL:0769-7910020-1 FAX:0769-7910210

DRAWN BY	陳俊武	ITEM	DC JACK 沉板式 8.0*6.5
CHECKED BY			(CH=-0.20) 12A
APPROVED BY		PART NO	CD4651092008

ANGLE PROJECTION	UNIT	mm
	SCALE	1:1
.X±0.30 .XX±0.20	DATE	10/22/2020